



HEALTH FIT & SPORT

**Taillepied 44, 1095 Lutry
direction@amezeus.com
www.amezeus.com
+41 21 903 57 67**

^{EN} This catalog features interactive functionalities by clicking on the index and page numbers, thus facilitating direct navigation to the corresponding pages of the PDF file.

^{ES} Este catálogo tiene funcionalidades interactivas al hacer clic en los índices y los números de página, facilitando así la navegación directa a las páginas correspondientes del archivo PDF.

^{FR} Ce catalogue propose des fonctionnalités interactives en cliquant sur les index et les numéros de page, facilitant ainsi la navigation directe vers les pages correspondantes du fichier PDF.

^{DE} Dieser Katalog verfügt über interaktive Funktionen durch Klicken auf die Indizes und Seitenzahlen, was eine direkte Navigation zu den entsprechenden Seiten der PDF-Datei erleichtert.

Recycling




Ashtrays



Benches & Planters




Signage & Wayfinding



Index



Recycling	22
Artria	24
Ash	28
Bilbao	30
Ceres	34
Cosmos	38
Drac	42
Giro	46
Jupiter	48
Marte	52
Mev	56
Moai	60
Neptuno	62
Opal	66
Pluton	70
Saturno	74
Titan 	78
Ashtrays	94
Ash	96
Bilbo	98
Columbia	100
Etna	102
Mercuri Out	104

Benches & Planters	106
Ceres	108
City	114
Cetrus	116
Cosmos	120
Matrix	128
Norma	130
Ronda	144
Vela	152
Signage & Wayfinding	154
S&W Custom	156

Recycling

24	Artria
28	Ash
30	Bilbao
34	Ceres
38	Cosmos
42	Drac
46	Giro
48	Jupiter
52	Marte
56	Mev
60	Moai
62	Neptuno
66	Opal
70	Pluton
74	Saturno
78	Titan

SPACES

Educational Centres
Offices
Museums



Artria

^{EN} Artria is a collection of litter bins for indoor and outdoor use with a unique triangular shape. It has a front door and a bag-holder ring for easy disposal. It is available in two sizes, with and without lid, and has an optional ashtray. Its minimalist and elegant design makes this collection ideal for public spaces.

^{ES} Artria es una colección de papeleras de uso interior y exterior con una característica única, su forma triangular. Cuenta con una puerta frontal y un aro porta-bolsas para facilitar su extracción. Está disponible en dos medidas, con y sin cabezal, y dispone de cenicero opcional. Por su diseño sobrio y elegante, esta colección es ideal para espacios públicos.

^{FR} Artria est une collection de corbeilles de propreté pour l'intérieur et l'extérieur avec une forme triangulaire unique. Il est doté d'une porte frontale et d'un anneau porte-sac pour un retrait facile. Il est disponible en deux tailles, avec et sans tête, et dispose d'un cendrier en option. Son design sobre et élégant rend cette collection idéale pour les espaces publics.

^{DE} Artria ist eine Kollektion von Abfallbehältern für den Innen- und Außenbereich mit einer einzigartigen dreieckiger Form. Hat eine Fronttür und ein Beutelhaltering zur einfachen Entnahme. Es ist in zwei Größen erhältlich, mit und ohne Kopf, und optional mit einem Aschenbecher. Das schlichte und elegante Design macht diese Kollektion ideal für öffentliche Räume.

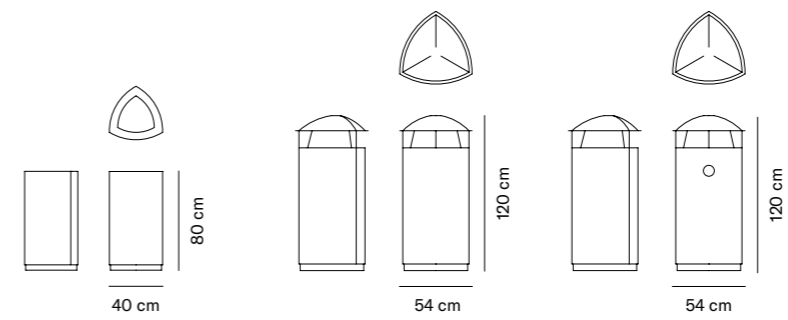




Front door and inner bucket.
Easy bag removal.

TECHNICAL INFO

Product Structures



ART 01
With ring. Capacity: 50 L
NET: 25 kg | GROSS: 26 kg

ART T 01
With head. Capacity: 100 L
NET: 33 kg | GROSS: 34 kg

ART T C 01
With head and ashtray.
Capacity: 100 L
NET: 34 kg | GROSS: 35 kg

Accessories

CONTAINERS
100 L inner container
50 L inner container
ART 10
Floor mounting fittings

Vinyl Options



Finishes



Features

→ 5 year warranty
→ Bag holder ring
→ Stainless Steel AISI 304

DESIGN
2-0 Disseny

SPACES
Hotels
Offices
Boutiques
Shopping Centres



Ash

^{EN} Ash is an elegant collection consisting of a waste bin and ashtray designed by 2-0 disseny. They are robust pieces made of sheet steel with a brightly polished finish.

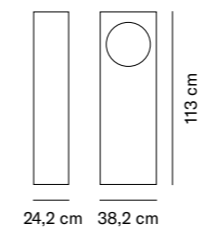
^{ES} Ash es una elegante colección formada por una papelera y un cenicero diseñado por 2-0 disseny. Se tratan de unas piezas robustas fabricadas en chapa de acero que cuentan con un acabado pulido brillante.

^{FR} Ash est une collection élégante composée d'une poubelle et d'un cendrier conçus par 2-0 disseny. Il s'agit de pièces robustes fabriquées en tôle d'acier avec une finition polie brillante

^{DE} Ash ist eine elegante Kollektion, bestehend aus einem Abfallbehälter und einem Aschenbecher, entworfen von 2-0 disseny. Es handelt sich um robuste Stücke aus Stahlblech mit einer glänzend polierten Oberfläche.

TECHNICAL INFO


Product Structures



ASH 01
Capacity: 64 L
NET: 17 kg | GROSS: 18 kg

RECYCLING

Finishes



RAL 9005 CUSTOM

Features

- 5 year warranty
- Lockable door

Vinyl Options



CUSTOM

Related products

[Ashtrays | Pag. 96](#)

ASH

29

SPACES

Fairgrounds
Infrastructures
Public Spaces



Bilbao

It has a tilted and folding head to make changing the bags easy, and an interior steel mesh tray. It is a sober and elegant collection, made of AISI304 stainless steel. Two versions are available, with open lid or hinged lid and ashtray.

^{ES} Bilbao es una colección de papeleras metálicas de forma circular. Cuenta con un cabezal inclinado y abatible para facilitar el cambio de bolsa, y una cubeta interior de malla de acero. Se trata de una colección sobria y elegante, fabricada en acero inoxidable AISI304. Hay disponible dos versiones, con tapa abierta o tapa basculante y cenicero.

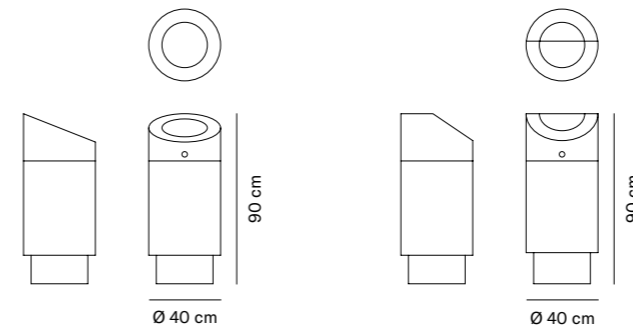
^{FR} Bilbao est une collection de poubelles circulaires en métal. Elle est dotée d'une tête inclinée et pliable pour faciliter le changement de sac, et d'un panier intérieur en maille d'acier. Il s'agit d'une collection sobre et élégante, réalisée en acier inoxydable AISI304. Deux versions sont disponibles, avec couvercle ouvert ou couvercle basculant et cendrier.



Folding head and inner bucket that facilitates ergonomic bag removal.

TECHNICAL INFO

Product Structures




BILB 01

Capacity: 50 L
NET: 22 kg | GROSS: 23 kg

BILB C 01

With ashtray. Capacity: 50 L
NET: 24 kg | GROSS: 25 kg

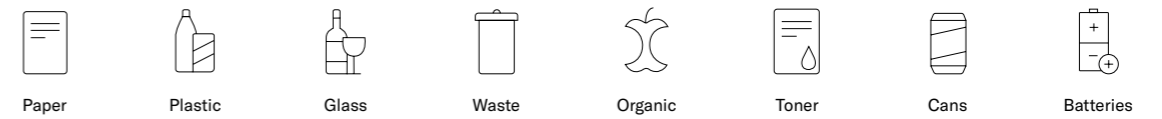
Finishes



Features

→ 5 year warranty

Vinyl Options



SPACES

Shopping Centres
Offices
Cultural Centres
Railway Stations

Ceres





TECHNICAL INFO

Product Structures

<p>26 cm 26 cm 98.5 cm</p>	<p>26 cm 43 cm 98.5 cm</p>	<p>26 cm 77.4 cm 98.5 cm</p>	<p>26 cm 94.4 cm 98.5 cm</p>
<p>CER 01 1 waste. Capacity: 45 L NET: <29 kg GROSS: <30 kg</p>	<p>CER 01 G 1 waste. Capacity: 80 L NET: <43 kg GROSS: <45 kg</p>	<p>CER 03 3 wastes. Capacity: 135 L NET: <87 kg GROSS: <90 kg</p>	<p>CER 03 G 3 wastes. Capacity: 170 L NET: <101 kg GROSS: <110 kg</p>

Vinyl Options

Paper	Plastic	Glass	Waste	Organic	Toner	Cans	Batteries	Custom

Finishes ^(Metal structures)

RAL 9003	RAL 9005	RAL 9006	RAL 7016	RAL 9003	RAL 9005	RAL 9006	RAL 7016
RAL 1013	RAL 7032	RAL 6013	RAL 1003	RAL 7032	RAL 7032	RAL 6013	RAL 1003
RAL 5009	RAL 6027	RAL 3013	CUSTOM	RAL 5009	RAL 6027	RAL 3013	CUSTOM

Finishes ^(Wood)

All finishes in combination with Radiata Pine for indoor and Iroko or Elondo wood for outdoor.

Finishes ^(Gravity Wave TM)

RAL 9003	RAL 5009	CUSTOM

Features

→ 5 year warranty

Related products

[Benches & Planters | Pag. 108](#)

SPACES

- Shopping Centres
- Offices
- Airports
- Shops
- Train Stations

Cosmos



Circular system

EN Cylindrical litter bins with different types of waste with lids for outdoor use.

ES Papeleras cilíndricas con versiones para el reciclaje de distintos residuos o con tapa para espacios exteriores.

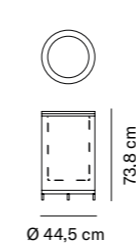
FR Poubelles cylindriques avec des versions à tri sélectif pour le recyclage ou avec des couvercles pour espaces extérieurs.

DE Zylindrische Abfallbehälter mit Versionen für das Recycling verschiedener Abfallarten oder mit Deckel für die Verwendung im Freien.

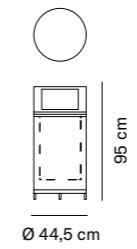


TECHNICAL INFO

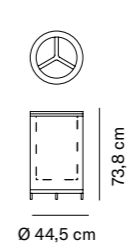
Product Structures



COS 01 Indoor
COS 01 X Outdoor
 1 waste. Capacity: 80 L
 NET: <40 kg | GROSS: <43 kg



COS 01 T Indoor
COS 01 X T Outdoor
 1 waste. Capacity: 80 L
 NET: <85 kg | GROSS: <90 kg



COS 03 Indoor
COS 03 X Outdoor
 3 wastes. Capacity: 80 L
 NET: <70 kg | GROSS: <75 kg


Accessories

COS CUB Inner container 80 L

Vinyl Options



Finishes



Related products

[Benches & Planters | Pag. 120](#)

DESIGN

Grup Bonamusa

SPACES

Airports
Shopping Centres



Drac

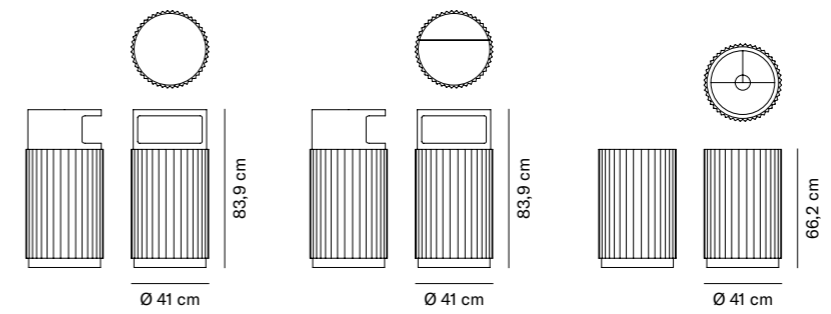




High quality materials and exclusive details to provide maximum presence and robustness to the piece.

TECHNICAL INFO

Product Structures



DRA 01

Bin. Capacity: 49 L
NET: 40 Kg | GROSS: 41 kg

DRA 01 C

Bin with ashtray. Capacity: 49 L
NET: 40 Kg | GROSS: 41 kg

DRA 03

Bin for 3 waste types. Capacity: 49 L
NET: 34 kg | GROSS: 35 kg

Finishes



RAL 9005
+ INOX



CUSTOM

Features

→ 5 year warranty

DESIGN

Jordi Blasi

SPACES

Beaches
Parks



EN Giro is a collection of large capacity outdoor litter bins designed by Jordi Blasi. The litter bins are composed of two main pieces screwed together, made of rotational polyethylene. They can be fixed to the ground or inserted into the sand. The litter bins can be stacked and are available in 3 colours, blue, yellow and grey.

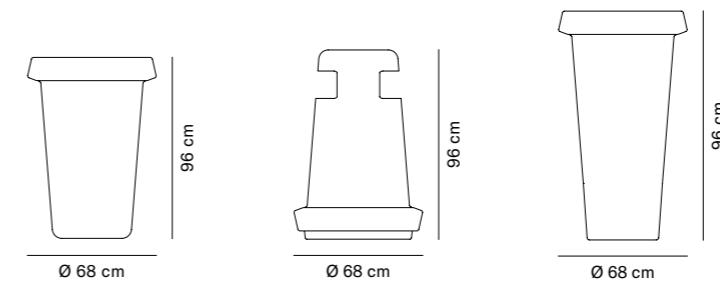
ES Giro es una colección de papeleras de uso exterior de gran capacidad diseñadas por Jordi Blasi. Las papeleras están compuestas por dos piezas principales unidas mediante rosca, realizadas en polietileno rotacional. Estas pueden anclarse al suelo o insertarse en la arena. Las papeleras se pueden apilar y están disponibles en 3 colores, azul, amarillo y gris.

FR Giro est une collection de poubelles d'extérieur de grande capacité conçue par Jordi Blasi. Les poubelles sont composées de deux pièces principales vissées ensemble, en polyéthylène rotatif. Elles peuvent être ancrées au sol ou insérées dans le sable. Les poubelles peuvent être empilées et sont disponibles en 3 couleurs, bleu, jaune et gris.

DE Giro ist eine von Jordi Blasi entworfene Kollektion von Abfallbehältern mit großem Fassungsvermögen für den Außenbereich. Die Abfallbehälter bestehen aus zwei miteinander verschraubten Hauptteilen aus rotierendem Polyethylen. Sie können im Boden verankert oder in den Sand gesteckt werden. Die Abfalleimer sind stapelbar und in 3 Farben erhältlich: blau, gelb und grau.

TECHNICAL INFO

Product Structures



GIRO 01 With locks.
GIRO 11 Without locks.
Capacity: 165 L
NET: 8 Kg | GROSS: 9 kg

GIRO 03 with locks.
GIRO 33 without locks.
Two Holes. Capacity: 165 L
NET: 8 Kg | GROSS: 9 kg

GIRO 02
Recessed, with locks. Capacity: 165 L
NET: 11 kg | GROSS: 9 kg

Finishes



YELLOW

BLUE

GREY

CUSTOM

Features

- 5 year warranty
- Bag holder ring

Vinyl Options



RECYCLING

GIRO

47

Giro

SPACES
Train Stations
Airports

Jupiter



RECYCLING

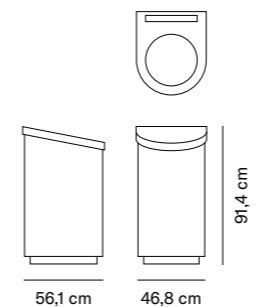
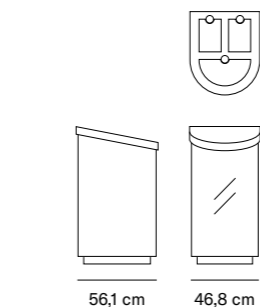
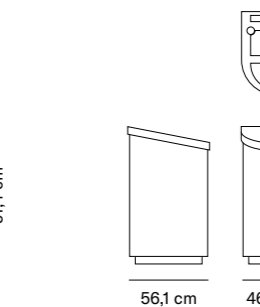
JUPITER



Contains a bag holder ring fixed to the bin body, and made of Ø 6 mm steel rod.

TECHNICAL INFO




Product Structures

 <p>56,1 cm 46,8 cm 91,4 cm</p>	 <p>56,1 cm 46,8 cm 91,4 cm</p>	 <p>56,1 cm 46,8 cm 91,4 cm</p>
<p>JUP 01 C 1 type of waste and ashtray. Capacity: 155 L NET: 33/40 Kg GROSS: 34/41 kg</p>	<p>JUP 03 3 types of waste. Capacity: 155 L NET: 32/39 Kg GROSS: 33/40 kg</p>	<p>JUP 03 C 3 types of waste and ashtray. Capacity: 155 L NET: 32/39 Kg GROSS: 33/40 kg</p>

Vinyl Options

								
Paper	Plastic	Glass	Waste	Organic	Toner	Cans	Batteries	Custom

Finishes

		
INOX	PC	CUSTOM


Features

- 5 year warranty
- Available in stainless steel AISI 316 (under request)
- Bag holder ring

SPACES
Airports
Train Stations

Marte

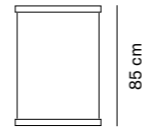




Cast aluminium head and inner coloured trays in rotational polyethylene.

TECHNICAL INFO

Product Structures



Ø 54,5 cm

MAR 03

3 types of waste. Capacity: 90 L
NET: 27/43 kg | GROSS: 28/44 kg

Finishes



INOX



PC



DEPLOYÉ



CUSTOM

Features

- 5 year warranty
- Available in stainless steel AISI 316 (under request)
- Bag holder ring

Vinyl Options



Paper



Plastic



Glass



Waste



Organic



Toner



Cans



Batteries



Custom

SPACES

Airports
Offices
Hotels
Shopping Centres
Universities



^{EN} A collection of recycling bins for selective waste collection. Available in a range of sizes for 2,3,4 or 5 types of waste. Circular lid openings. Option of customising the shape and pictogram of each opening. Upper hinged opening. Self-extinguishing version also available. Ideal for public-facing establishments.

^{ES} Colección de papeleras de reciclaje para la recogida selectiva de residuos. Disponibles en diferentes medidas para 2, 3, 4 o 5 tipos de residuos. Agujeros de la tapa circulares o personalizados según su uso o diseño. Apertura superior mediante bisagras. Disponible en versión auto-extinguible. Ideal para establecimientos de cara al público.

^{FR} Collecte de corbeilles à papier de recyclage pour le tri des déchets. Disponible en différentes tailles pour 2, 3, 4 ou 5 types de déchets. Trous de couvercle circulaires. Possibilité de personnaliser la forme et le pictogramme de chaque trou. Ouverture supérieure avec charnières. Disponible en version autoextinction. Idéal pour les établissements accueillant du public.

^{DE} Kollektion von Recycling-Behältern für die getrennte Abfallsammlung. Erhältlich in verschiedenen Größen für 2, 3, 4 oder 5 Abfallfraktionen. Runde Einwurföffnungen am Deckel. Form und Piktogramm für jede Öffnung können individuell gestaltet werden. Oben aufklappbar durch Scharniere. Erhältlich in selbstlöschender Ausführung. Ideal für öffentlich zugängliche Einrichtungen.





Front lid opening: convenience and ease of maintenance.

You can choose the design of the holes and a full customisation of the front with vinyl or logos.

Version with cover and ashtray.



TECHNICAL INFO

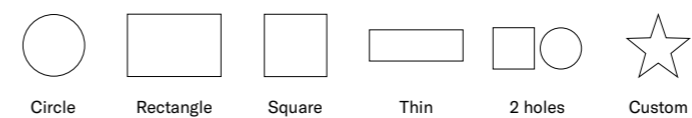
Product Structures

<p>MEV 02 Capacity: 225 L NET: 28 kg GROSS: 29 kg</p>	<p>MEV 03 Capacity: 225 L NET: 28 kg GROSS: 29 kg</p>	<p>MEV 04 Capacity: 300 L (4 x 75 L). NET: 40 kg GROSS: 42 kg</p>	<p>MEV 05 Capacity: 375 L (5 x 75 L). NET: 52 kg GROSS: 54 kg</p>
<p>MEV 02 T Capacity: 225 L NET: 28 kg GROSS: 29 kg</p>	<p>MEV 03 T Capacity: 225 L NET: 28 kg GROSS: 29 kg</p>	<p>MEV 04 T Capacity: 300 L (4 x 75 L). NET: 40 kg GROSS: 42 kg</p>	<p>MEV 05 T Capacity: 375 L (5 x 75 L). NET: 52 kg GROSS: 54 kg</p>
<p>MEV 02 TC Capacity: 225 L NET: 28 kg GROSS: 29 kg</p>	<p>MEV 03 TC Capacity: 225 L NET: 28 kg GROSS: 29 kg</p>	<p>MEV 04 TC Capacity: 300 L (4 x 75 L). NET: 40 kg GROSS: 42 kg</p>	<p>MEV 05 TC Capacity: 375 L (5 x 75 L). NET: 52 kg GROSS: 54 kg</p>


Vinyl Options



Lid Options



Finishes



Features

- 5 year warranty
- Self-extinguishing
- Bag holder ring

DESIGN
Magma Design

SPACES
Seaside Promenades
Parks



Moai

^{EN} Moai is a collection of large-capacity outdoor litter bins designed by Magma Design. They are manufactured by rotomoulding in polyethylene and the lid is in aluminium painted in an anthracite colour. Ideal for large open public spaces such as seaside promenades or parks. This model has vinyls for waste differentiation.

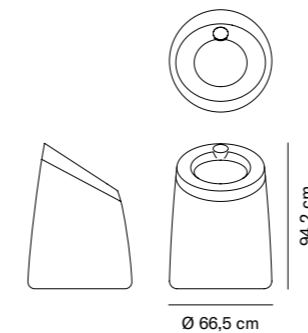
^{ES} Moai es una colección de papeleras de uso exterior de gran capacidad diseñadas por Magma Design. Están fabricadas por rotomoldeo en polietileno y la tapa es de aluminio pintado en color antracita. Idóneas para grandes espacios públicos abiertos como paseos marítimos o parques. Este modelo dispone de vinilos para la diferenciación de residuos.

^{FR} Moai est une collection de poubelles d'extérieur de grande capacité conçue par Magma Design. Elles sont fabriquées en polyéthylène rotomoulé et le couvercle est en aluminium peint de couleur anthracite. Idéal pour les grands espaces publics ouverts tels que les passages maritimes ou les parcs. Ce modèle possède des vinyles pour la différenciation des déchets.

^{DE} Moai ist eine von Magma Design entworfene Kollektion von Abfallbehältern für den Außenbereich mit großem Fassungsvermögen. Sie werden im Rotationsgussverfahren aus Polyethylen hergestellt, der Deckel besteht aus anthrazitfarben lackiertem Aluminium. Ideal für große öffentliche Plätze wie Promenaden oder Parks. Dieses Modell hat zur Verfügung Vinyls zur Mülltrennung.

TECHNICAL INFO

Product Structures



MOA 01
Capacity: 200 L
NET: 18 kg | GROSS: 19 kg

Finishes



Features

→ 5 year warranty

Vinyl Options



RECYCLING

MOAI

61

SPACES

Train Stations
Airports
Shopping Centres



Neptuno



RECYCLING

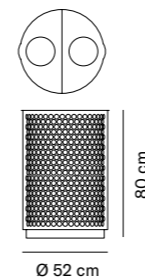
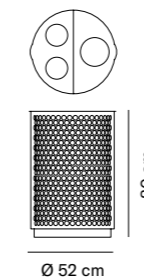
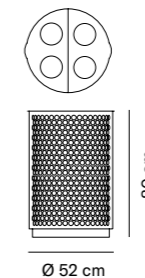
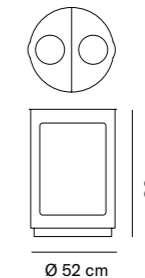
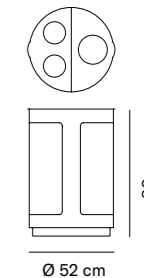
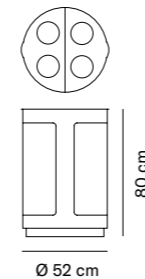
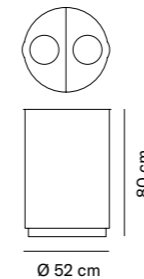
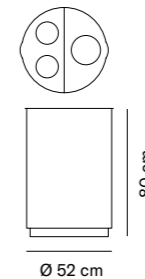
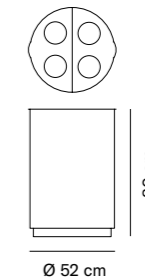
NEPTUNO



Structure available in 3 finishes: perforated sheet iron, sheet iron with transparent polycarbonate windows, or matt sheet iron.

TECHNICAL INFO

Product Structures

				
NEP 12 Capacity: 90 L NET: 30 kg GROSS: 31 kg	NEP 13 Capacity: 90 L NET: 28 kg GROSS: 29 kg	NEP 14 Capacity: 90 L NET: 25 kg GROSS: 26 kg	NEP 12 SEG Capacity: 90 L NET: 30 kg GROSS: 31 kg	NEP 13 SEG Capacity: 90 L NET: 28 kg GROSS: 29 kg
				
NEP 14 SEG Capacity: 90 L NET: 25 kg GROSS: 26 kg	NEP 12 R Capacity: 90 L NET: 30 kg GROSS: 31 kg	NEP 13 R Capacity: 90 L NET: 28 kg GROSS: 29 kg	NEP 14 R Capacity: 90 L NET: 25 kg GROSS: 26 kg	

Vinyl Options

								
Paper	Plastic	Glass	Waste	Organic	Toner	Cans	Batteries	Custom

Finishes

					
RAL 9003	RAL 9005	RAL 9006	RAL 7016	RAL 1013	RAL 7032
					
RAL 6013	RAL 1003	RAL 5009	RAL 6027	RAL 3013	CUSTOM

Accessories

- NEP CUB 1** Inner container 90 L
- NEP CUB 2** Inner container 45 L

Features

→ 5 year warranty

DESIGN

Sergi Fernández

SPACES

Public Spaces
Residential Areas
Shopping Centres

Opal

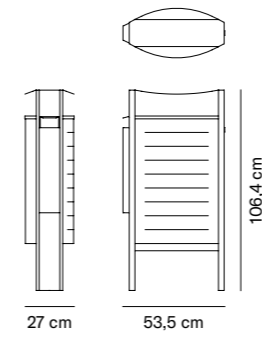




Ashtray built into the side of the bin can to extinguish and dispose of cigarette butts to keep a building entrance clean.

TECHNICAL INFO

Product Structures




OPL 02

Capacity: 50 L
NET: 34 kg | GROSS: 35 kg

Accessories

OPL 10
Floor mounting fittings.

Finishes




Features

- 5 year warranty
- Bag holder ring

Vinyl Options



SPACES
Airports
Train Stations



Pluton

RECYCLING

PLUTON

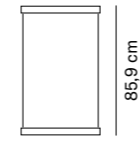


The structure is available in deployé, satin stainless steel and transparent polycarbonate for visibility of the interior.

105° hinged head in cast aluminium (alloy L-2560).

TECHNICAL INFO

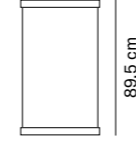
Product Structures



Ø 52,8 cm

PLU 101

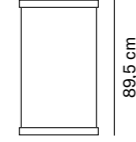
1 type of waste. Capacity: 157 L
NET: 24/31 kg | GROSS: 25/32 kg



Ø 52,8 cm

PLU 102

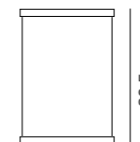
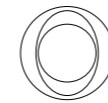
2 types of waste. Capacity: 157 L
NET: 29/36 kg | GROSS: 30/37 kg



Ø 52,8 cm

PLU 103

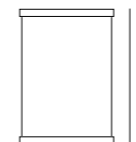
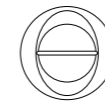
2 types of waste. Capacity: 157 L
NET: 29/36 kg | GROSS: 30/37 kg



Ø 62,8 cm

PLU 201

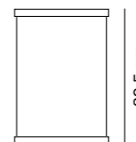
1 type of waste. Capacity: 265 L
NET: 32/39 kg | GROSS: 33/40 kg



Ø 62,8 cm

PLU 202

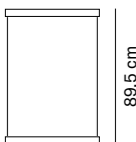
2 types of waste. Capacity: 265 L
NET: 32/39 kg | GROSS: 33/40 kg



Ø 62,8 cm

PLU 203

4 types of waste. Capacity: 265 L
NET: 32/39 kg | GROSS: 33/40 kg



Ø 62,8 cm

PLU 204

4 types of waste. Capacity: 265 L
NET: 32/39 kg | GROSS: 33/40 kg

Vinyl Options



Paper



Plastic



Glass



Waste



Organic



Toner



Cans



Batteries



Custom

Finishes



INOX



PC



DEPLOYÉ



CUSTOM

Features

- 5 year warranty
- Available in stainless steel AISI 316 (under request)
- Bag holder ring

SPACES
Airports
Train Stations



Saturno

RECYCLING















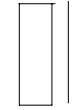




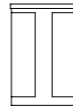



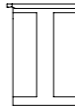

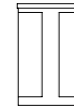
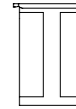


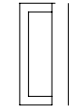
SATURNO



Levelers on the bottom of the base.
Lockable.

TECHNICAL INFO

Product Structures

   54,5 cm 58,2 cm 83,1 cm	   54,5 cm 58,2 cm 83,1 cm	   54,5 cm 58,2 cm 83,1 cm	   54,5 cm 58,2 cm 83,1 cm	   54,5 cm 29,8 cm 83,1 cm
SAT 11 1 type of waste. Capacity: 110 L NET: 34 kg GROSS: 35 kg	SAT 12 2 types of waste. Capacity: 110 L NET: 35 kg GROSS: 36 kg	SAT 13 3 types of waste. Capacity: 110 L NET: 36 kg GROSS: 37 kg	SAT 14 4 types of waste. Capacity: 110 L NET: 37 kg GROSS: 38 kg	SAT 10 4 types of waste. Capacity: 90 L NET: 12 kg GROSS: 13 kg
   54,5 cm 58,2 cm 83,1 cm	   54,5 cm 58,2 cm 83,1 cm	   54,5 cm 58,2 cm 83,1 cm	   54,5 cm 58,2 cm 83,1 cm	   54,5 cm 29,8 cm 83,1 cm
SAT 11 SEG 1 type of waste. Capacity: 110 L NET: 24 kg GROSS: 25 kg	SAT 12 SEG 2 types of waste. Capacity: 110 L NET: 25 kg GROSS: 26 kg	SAT 13 SEG 3 types of waste. Capacity: 110 L NET: 26 kg GROSS: 27 kg	SAT 14 SEG 4 types of waste. Capacity: 110 L NET: 28 kg GROSS: 29 kg	SAT 10 SEG 4 types of waste. Capacity: 90 L NET: 13 kg GROSS: 14 kg

Vinyl Options

								
Paper	Plastic	Glass	Waste	Organic	Toner	Cans	Batteries	Custom

Finishes

					
RAL 9003	RAL 9005	RAL 9006	RAL 7016	RAL 1013	RAL 7032
					
RAL 6013	RAL 1003	RAL 5009	RAL 6027	RAL 3013	CUSTOM

Features

→ 5 year warranty

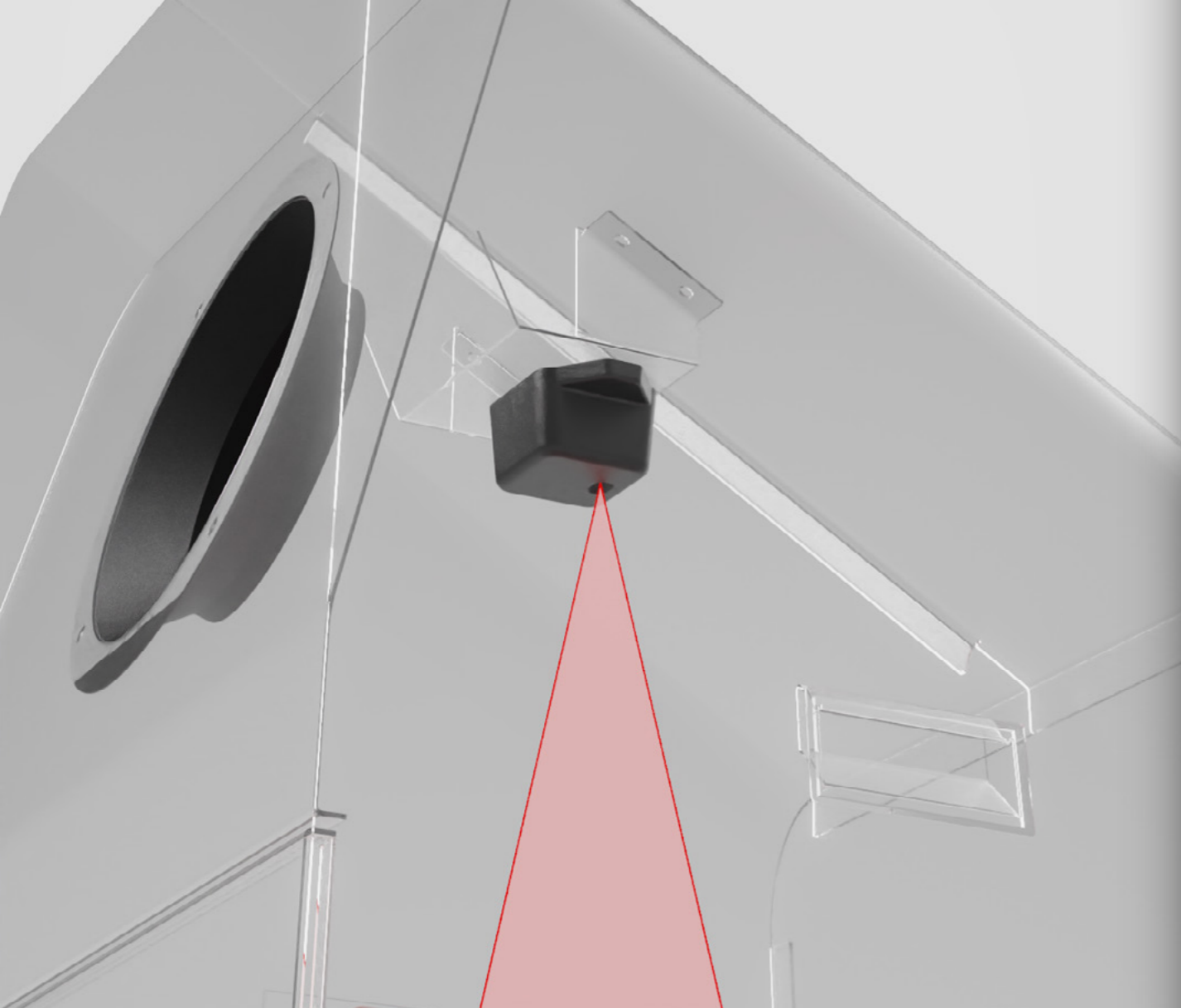
SPACES
Airports
Train Stations



Titan








Sensor

^{EN} In times of environmental emergency, designing functional pieces can contribute to adopting greener practices and creating awareness. Smart bins are designed to automatically detect when they are full and, thanks to connectivity with a mobile app, allow the maintenance service to act efficiently and in a timely manner

^{ES} En tiempos de emergencia medioambiental, el diseño de piezas funcionales puede contribuir a adoptar prácticas más ecológicas y crear conciencia. Las papeleras inteligentes están diseñadas para detectar de manera automática cuándo están llenas y, gracias a la conectividad con una aplicación móvil, permiten que el servicio de mantenimiento pueda actuar de manera eficiente y oportuna.

^{FR} En période d'urgence environnementale, la conception de pièces fonctionnelles peut contribuer à des pratiques plus écologiques et à une prise de conscience. Les poubelles intelligentes sont conçues pour détecter automatiquement lorsqu'elles sont pleines et, grâce à la connectivité avec une application mobile, permettent au service de maintenance d'agir efficacement et en temps voulu.

^{DE} In Zeiten des ökologischen Notstands kann die Gestaltung von funktionalen Gegenständen dazu beitragen, umweltfreundlichere Praktiken einzuführen und ein Bewusstsein zu schaffen. Intelligente Behälter sind so konzipiert, dass sie automatisch erkennen, wenn sie voll sind, und es dem Wartungsdienst dank der Verbindung mit einer mobilen App ermöglichen, effizient und zeitnah zu handeln.



Sequence



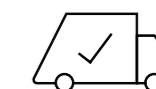
1

^{EN} Smart Bins: Content measurement
^{ES} Smart Bins: Medición del contenido
^{FR} Smart Bins: Mesure du contenu
^{DE} Smart Bins: Inhaltsmessung



2

^{EN} Get actionable data insights
^{ES} Obtenga medidas accionables
^{FR} Obtenez des indicateurs exploitables
^{DE} Erhalten Sie verwertbare Dateneinblicke



3

^{EN} Improve your waste collection
^{ES} Mejore su recogida de residuos
^{FR} Améliorez votre collecte de déchets
^{DE} Verbessern Sie Ihre Abfallentsorgung





Different types of waste and accessories

EN The Titan collection is a versatile litter bin with different types of waste and accessories such as specialised bins for liquid collection, the option to store a fire extinguisher with easy access for emergency situations and integrated signage to indicate and facilitate recycling in crowded spaces.

ES La colección Titan es una papelera versátil con diferentes tipos de residuos y accesorios como cubetas especializadas para la recolección de líquidos, la opción de almacenar un extintor con fácil acceso para situaciones de emergencia y señalética integrada para indicar y facilitar el reciclaje en espacios con gran afluencia de público.

FR La collection Titan est une poubelle polyvalente pour différents types de déchets et d'accessoires tels que des bacs spécialisés pour la collecte de liquides, la possibilité de stocker un extincteur facilement accessible en cas d'urgence et une signalisation intégrée pour indiquer et faciliter le recyclage dans les espaces encombrés.

DE Die Titan-Kollektion ist ein vielseitiger Abfallbehälter mit verschiedenen Abfallarten und Zubehörteilen wie speziellen Behältern für das Sammeln von Flüssigkeiten, der Möglichkeit zur Aufbewahrung eines Feuerlöschers mit einfachem Zugang für Notfälle und integrierter Beschilderung, um das Recycling in überfüllten Räumen anzuzeigen und zu erleichtern.





Safety in airports

^{EN} The Titan Collection not only enhances efficiency in waste management but also plays a significant role in airport security by ensuring a clean and suspicious object-free environment. This contributes to providing travelers and staff with a safer and more peaceful airport environment.

^{ES} La colección Titan no solo mejora la eficiencia en la gestión de residuos, sino que también desempeña un papel importante en la seguridad de los aeropuertos al garantizar que el entorno esté limpio y libre de objetos sospechosos. Esto contribuye a proporcionar a los viajeros y al personal un ambiente más seguro y tranquilo en el aeropuerto.

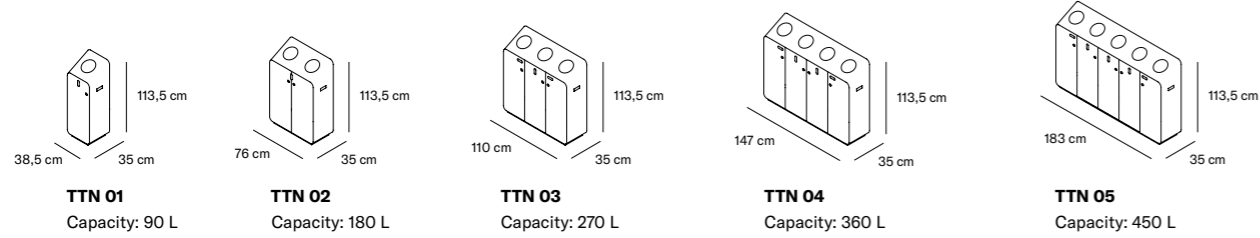
^{FR} La collection Titan n'améliore pas seulement l'efficacité de la gestion des déchets, elle joue également un rôle important dans la sécurité de l'aéroport en garantissant que l'environnement est propre et exempt d'objets suspects. Les voyageurs et le personnel bénéficient ainsi d'un environnement aéroportuaire plus sûr et plus silencieux.

^{DE} Die Titan-Kollektion verbessert nicht nur die Effizienz in der Abfallwirtschaft, sondern spielt auch eine wichtige Rolle in der Flughafensicherheit, indem sie sicherstellt, dass die Umgebung sauber und frei von verdächtigen Gegenständen ist. Dies trägt dazu bei, den Reisenden und dem Personal eine sicherere und ruhigere Flughafenumgebung zu bieten.

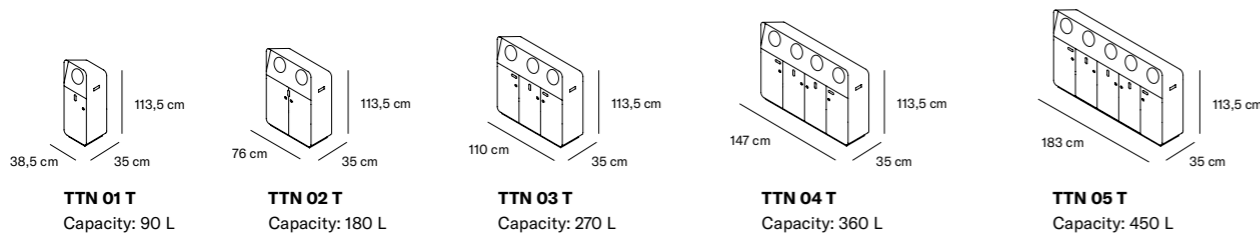


TECHNICAL INFO

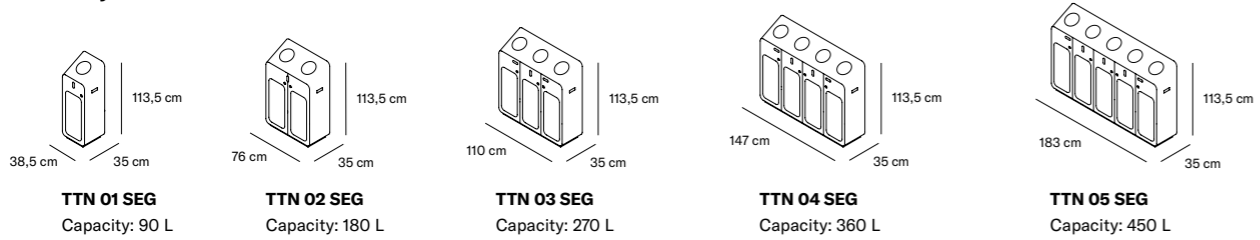
Standard



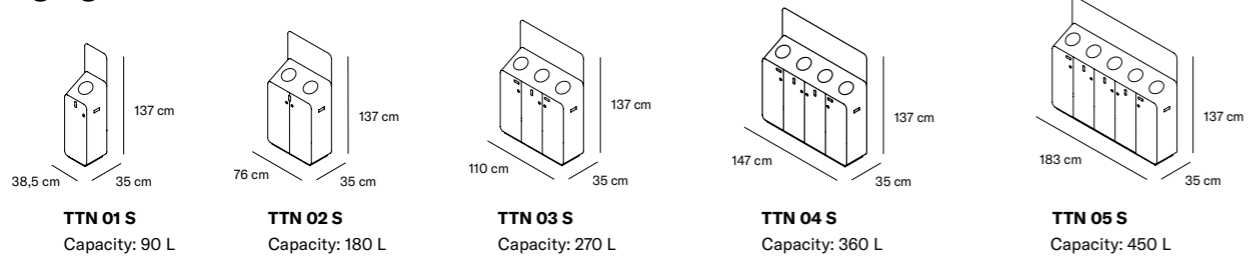
Lid



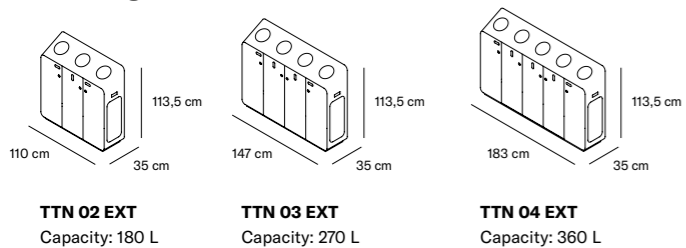
Security



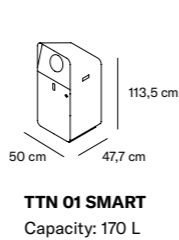
Signage



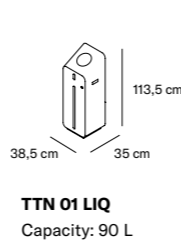
Fire extinguisher



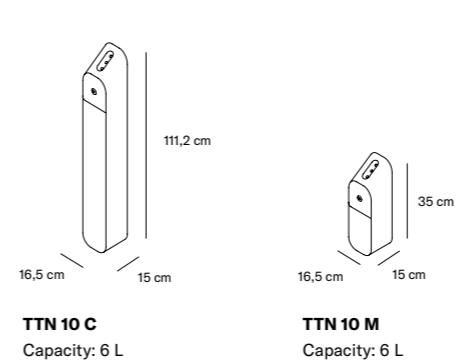
Smart



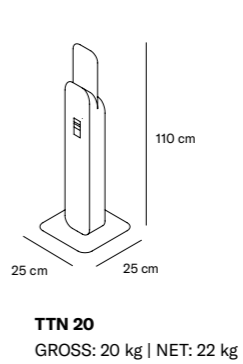
Liquids



Ashtrays



Totem




Accessories

- TTN R Wheels
- TTN N Levelers
- TTN S01 Signage
- TTN CUB Inner container 80 L

Vinyl Options



Finishes



Certificates and warranty

- ISO 9001:2015
- ISO 14001:2015
- 5 years warranty

Ashtrays

96	Ash
98	Bilbo
100	Columbia
102	Etna
104	Mercuri Out

SPACES

Hotels
Offices
Boutiques
Shopping Centres

Ash



^{EN} Ash is an elegant collection consisting of a waste bin and ashtray designed by 2-0 disseny. They are robust pieces made of sheet steel with a brightly polished finish.

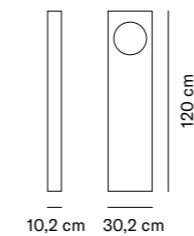
^{ES} Ash es una elegante colección formada por una papelera y un cenicero diseñado por 2-0 disseny. Se tratan de unas piezas robustas fabricadas en chapa de acero que cuentan con un acabado pulido brillante.

^{FR} Ash est une collection élégante composée d'une poubelle et d'un cendrier conçus par 2-0 disseny. Il s'agit de pièces robustes fabriquées en tôle d'acier avec une finition polie brillante

^{DE} Ash ist eine elegante Kollektion, bestehend aus einem Abfallbehälter und einem Aschenbecher, entworfen von 2-0 disseny. Es handelt sich um robuste Stücke aus Stahlblech mit einer glänzend polierten Oberfläche.

TECHNICAL INFO

Product Structures



ASH 01 C
NET: 17 kg | GROSS: 18 kg

ASHTRAYS

Finishes



Features

→ 5 year warranty

Related products

Recycling | Pag. 28

ASH

SPACES

Community Spaces
Train Station
Office buildings



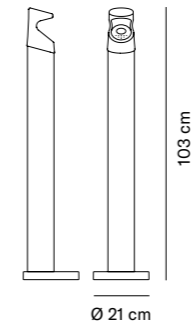
Bilbo

TECHNICAL INFO

Product Structures



BIB 01
NET: 6 kg | GROSS: 7 kg




BIB 01 B
With base. NET: 6 kg | GROSS: 7 kg

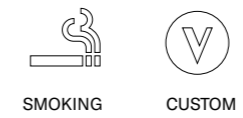
Accessories

BIB 10
Floor mounting fittings

Finishes



Vinyl Options



Features

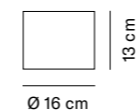
→ 5 year warranty

Columbia

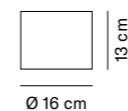


TECHNICAL INFO


Product Structures



COL 01 M
Wall-mounted. With damper.
NET: 0,8 kg | GROSS: 1 kg



COL 02 M
Wall-mounted. With sand.
NET: 2,8 kg | GROSS: 3 kg



COL 1 P
With sand.
NET: 9 kg | GROSS: 10 kg

Accessories

COL F Floor mounting fittings

Features

→ 5 year warranty

Finishes



RAL 9005



INOX



CUSTOM

ASHTRAYS

Vinyl Options



SMOKING



CUSTOM

COLUMBIA

SPACES

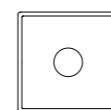
Porches
Terraces
Building Entrances



Etna

TECHNICAL INFO

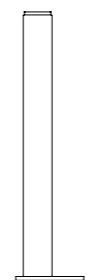
Product Structures



7,6 cm



4,4 cm



71,1 cm

18 cm

ET 01 S

Tabletop ashtray.
NET: 0,8 kg | GROSS: 1 kg

ET 02 P

Standing ashtray with base.
NET: 2,5 kg | GROSS: 3 kg

Vinyl Options



SMOKING



CUSTOM

Finishes



RAL 9006



RAL 7016



INOX + GLASS



CUSTOM

Features

→ 5 year warranty

DESIGN
Grup Bonamusa

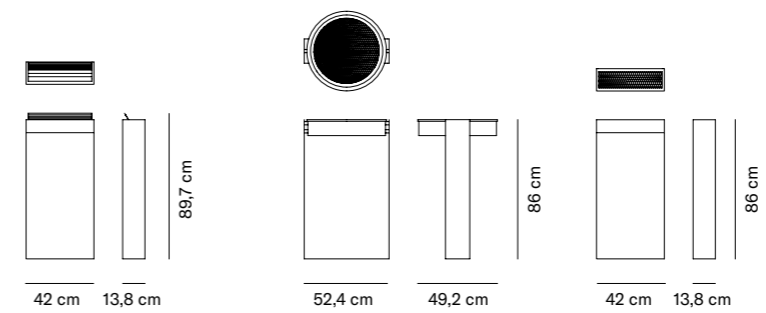
SPACES
Porches
Terraces
Building Entrances

Mercuri Out



TECHNICAL INFO

Ashtray Structures

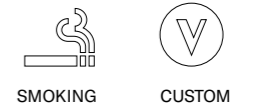


MER 11
Rectangular ashtray
NET: 0,8 kg | GROSS: 1 kg

MER 12
Round ashtray with sand
NET: 2,5 kg | GROSS: 3 kg

MER 13
Rectangular ashtray with sand
NET: 2,5 kg | GROSS: 3 kg

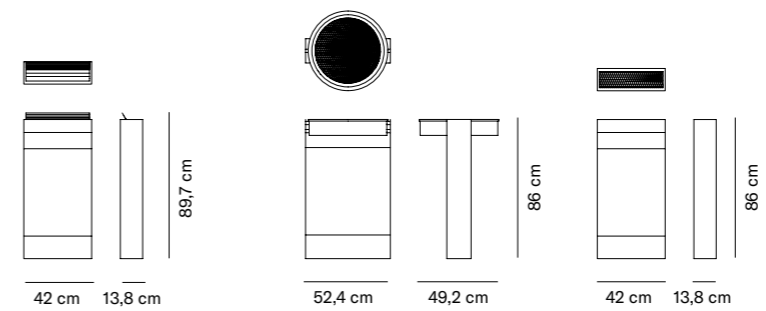
Vinyl Options



Finishes



Ashtray + poster holder Structures



MER 11 P
Rectangular ashtray + poster holder
NET: 0,8 kg | GROSS: 1 kg

MER 12 P
Round ashtray with sand + poster holder
NET: 2,5 kg | GROSS: 3 kg


MER 13 P
Rectangular ashtray with sand + poster holder
NET: 2,5 kg | GROSS: 3 kg

Features

→ 5 year warranty

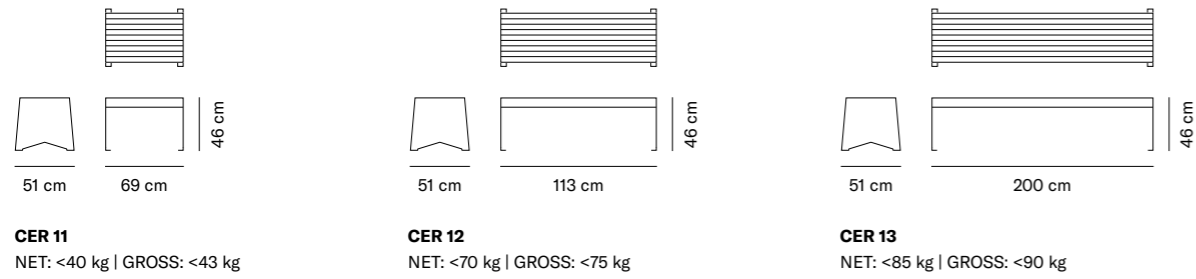
Benches & Planters

108	Ceres
114	City
116	Cetrus
120	Cosmos
128	Matrix
130	Norma
144	Ronda
152	Vela

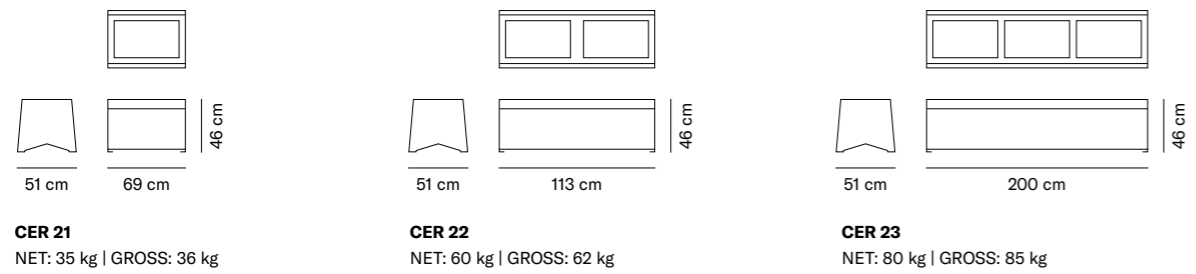


TECHNICAL INFO

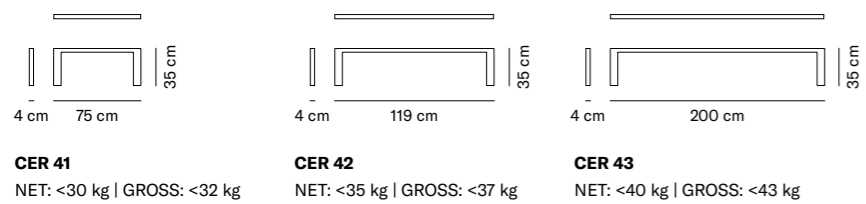
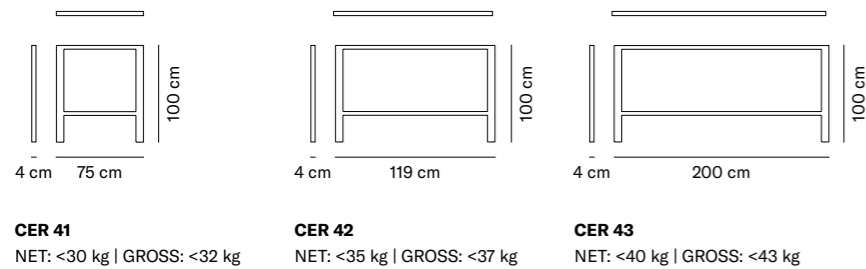
Bench Structures



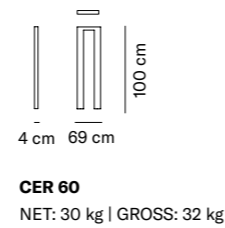
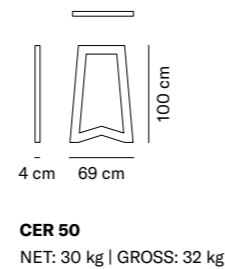
Planter Structures



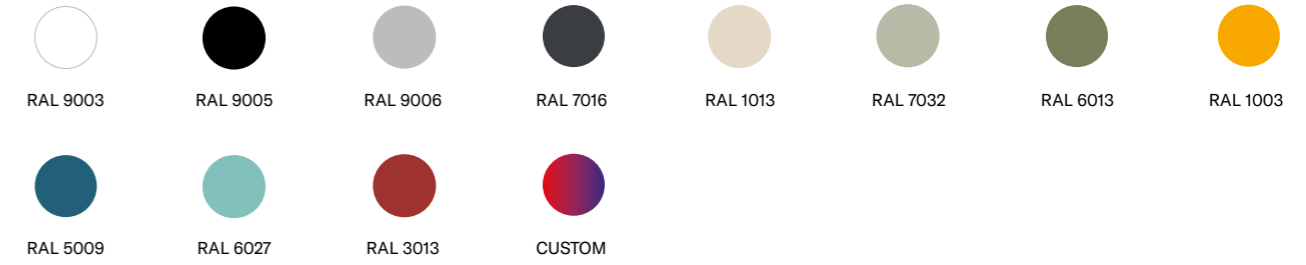
Guardrail Structures



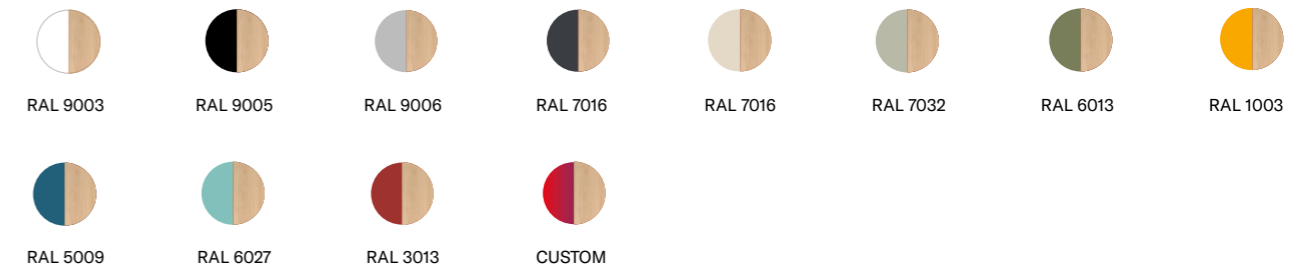
Bicycle Stand + Bollard



Finishes (Metal Structures)




Finishes (Wood)



All finishes in combination with Radiata Pine for indoor and Iroko or Elondo wood for outdoor.
Only available for benches.

Finishes (Gravity wave TM)



Only available for benches.

Features

→ 5 year warranty

Related products

Recycling | Pag. 34

SPACES


Shopping Centres
Indoor and Outdoor
Public Spaces



Clity

TECHNICAL INFO

Product Structures ^(Linear)

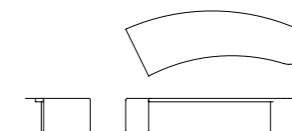


CITY 01
251 x 49 x 44,5 cm
NET: 55 kg | GROSS: 60 kg

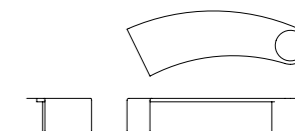


CITY 11
251 x 49 x 44,5 cm
NET: 75 kg | GROSS: 80 kg

Product Structures ^(Curved)



CITY 02
239,2 x 83,6 x 44,5 cm
NET: 260 kg | GROSS: 65 kg



CITY 12
239,2 x 83,6 x 44,5 cm
NET: 80 kg | GROSS: 85 kg

Finishes



RAL 9003



RAL 9005



CUSTOM

Features

→ 5 year warranty

SPACES


Universities
Train Stations
Parks

Cetrus

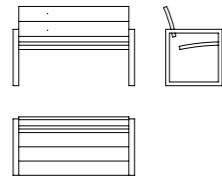


TECHNICAL INFO

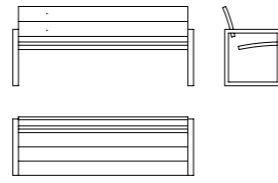
Benches with backrest



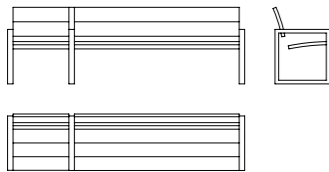
CET 11
72 x 61 x 82 cm
NET: <34 kg | GROSS: <35 kg



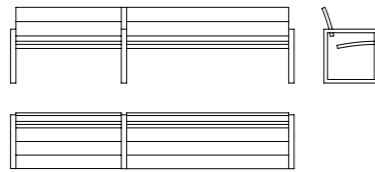
CET 12
132 x 61 x 82 cm
NET: <38 kg | GROSS: <39 kg



CET 13
192 x 61 x 82 cm
NET: <43 | GROSS: <44 kg



CET 14
258 x 61 x 82 cm
NET: <43 | GROSS: <44 kg

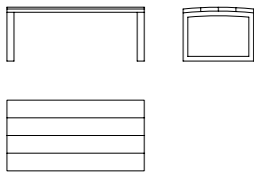


CET 15
318 x 61 x 82 cm
NET: <43 | GROSS: <44 kg

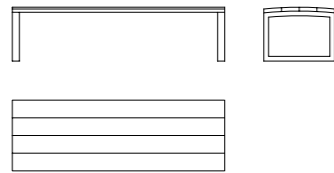


CET 16
378 x 61 x 82 cm
NET: <43 | GROSS: <44 kg

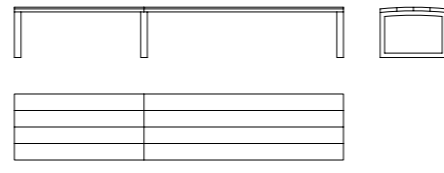
Benches without backrest



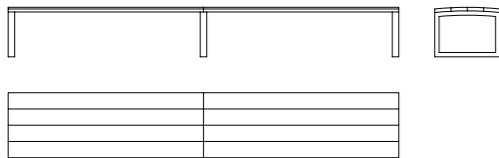
CET 22
120 x 61 x 46 cm
NET: <43 | GROSS: <44 kg



CET 23
180 x 61 x 46 cm
NET: <43 | GROSS: <44 kg

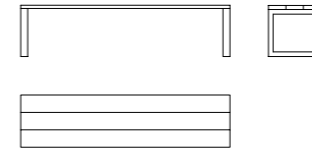


CET 25
300 x 61 x 46 cm
NET: <43 | GROSS: <44 kg

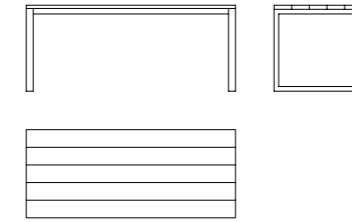


CET 26
360 x 61 x 46 cm
NET: <43 | GROSS: <44 kg

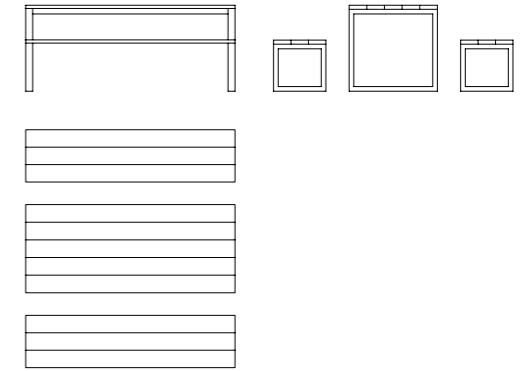
Picnic table



CET 33
180 x 42 x 42 cm
NET: <43 | GROSS: <44 kg

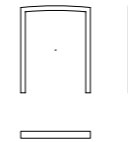


CET 40
180 x 82 x 72,3 cm
NET: <43 | GROSS: <44 kg



CET 41
180 x 82 x 160 cm
NET: <43 | GROSS: <44 kg

Bike Rack



CET 50
60 x 6 x 75 cm
NET: <40 kg | GROSS: <43 kg

Features

→ 5 year warranty

Finishes



RAL 9003



RAL 9005



RAL 9006



RAL 7016



RAL 7016



RAL 7032



RAL 6013



RAL 1003



RAL 5009



RAL 6027



RAL 3013



CUSTOM

All finishes in combination with Iroko or Elondo wood.

SPACES


Shopping Centres
Offices
Airports
Shops
Train Stations



Cosmos



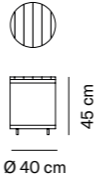
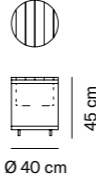
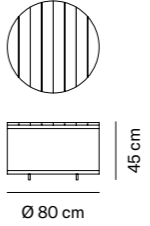
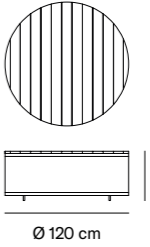
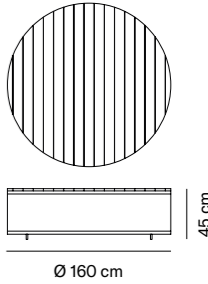
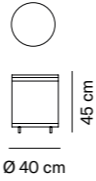
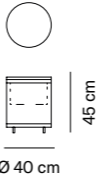
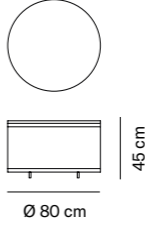
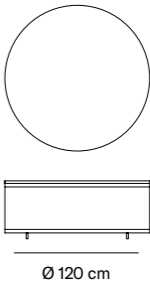
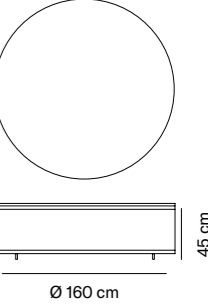
BENCHES & PLANTERS



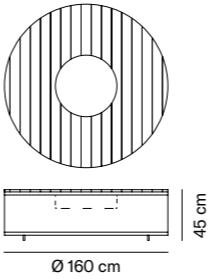
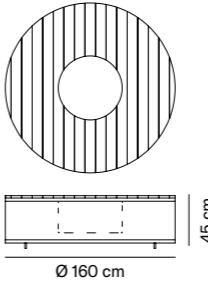
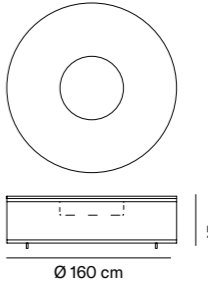
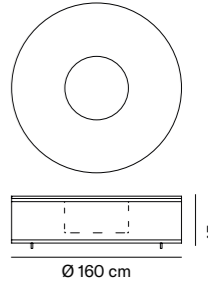


TECHNICAL INFO

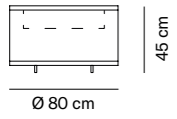
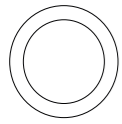
Bench Structures

				
COS 10 Pine wood COS 10 X Tropical wood NET: <30 kg GROSS: <32 kg	COS 10 CUB Pine wood COS 10 X CUB Tropical wood NET: <30 kg GROSS: <32 kg	COS-11 Pine wood COS-11-X Tropical wood NET: <30 kg GROSS: <32 kg	COS 12 Pine wood COS 12 X Tropical wood NET: <35 kg GROSS: <43 kg	COS 13 Pine wood COS 13 X Tropical wood NET: <40 kg GROSS: <43 kg
				
COS 10C Upholstered NET: <30 kg GROSS: <32 kg	COS 10C CUB Upholstered NET: <30 kg GROSS: <32 kg	COS 11C Upholstered NET: <30 kg GROSS: <32 kg	COS 12C Upholstered NET: <35 kg GROSS: <37 kg	COS 13C Upholstered NET: <40 kg GROSS: <43 kg

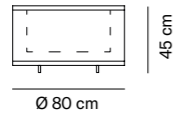
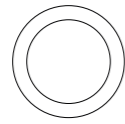
Bench + Planter Structures

			
COS 13A Pine wood COS 13A X Tropical wood NET: <40 kg GROSS: <43 kg	COS 13B Pine wood COS 13B X Tropical wood NET: <40 kg GROSS: <43 kg	COS 13A C Upholstered NET: <40 kg GROSS: <43 kg	COS 13B C Upholstered NET: <40 kg GROSS: <43 kg

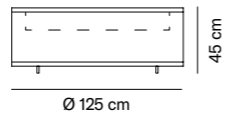
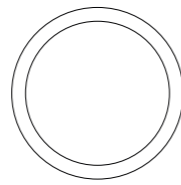
Planter Structures



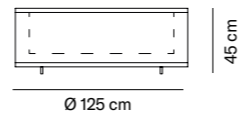
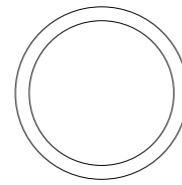
COS 21A
NET: <15 kg | GROSS: <16 kg



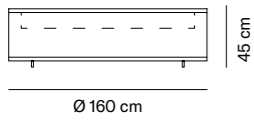
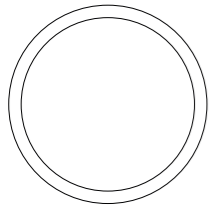
COS 21B
NET: <15 kg | GROSS: <16 kg



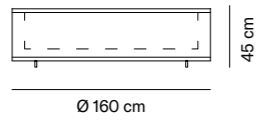
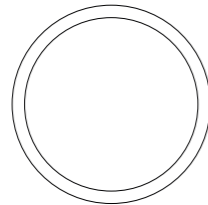
COS 22A
NET: <30 kg | GROSS: <32 kg



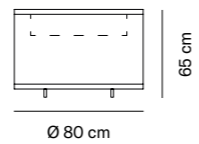
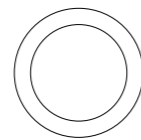
COS 22B
NET: <30 kg | GROSS: <32 kg



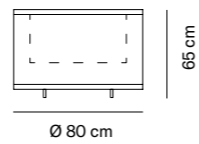
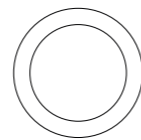
COS 23A
NET: <45 kg | GROSS: <48 kg



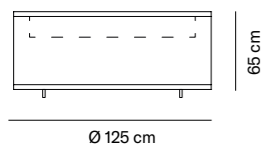
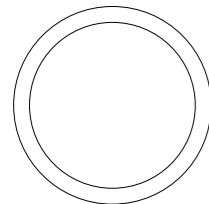
COS 23B
NET: <45 kg | GROSS: <48 kg



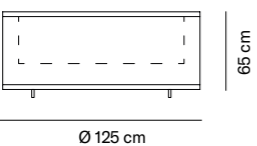
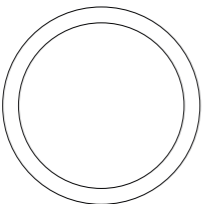
COS 31A
NET: <17 kg | GROSS: <18 kg



COS 31B
NET: <17 kg | GROSS: <18 kg



COS 32A
NET: <33 kg | GROSS: <35 kg



COS 32B
NET: <33 kg | GROSS: <35 kg

Vinyl Options



Paper



Plastic



Glass



Waste



Organic



Toner



Cans



Batteries



Custom

Finishes (metal structures)



RAL 9003



RAL 9005



RAL 9006



RAL 7016



RAL 1013



RAL 7032



RAL 6013



RAL 1003



RAL 5009



RAL 6027



RAL 3013



CUSTOM

Finishes (Fabrics)



RAL 9003
+ LIBRA 07



RAL 9005
+ LIBRA 59



RAL 9006
+ LIBRA 50



RAL 7016
+ LIBRA 52



RAL 1013
+ LIBRA 05



RAL 7032
+ LIBRA 08



RAL 6013
+ LIBRA 39



RAL 1003
+ LIBRA 39



RAL 5009
+ LIBRA 49



RAL 6027
+ LIBRA 34



RAL 3013
+ LIBRA 22



CUSTOM

Only available for upholstered models.

Finishes (Wood)



RADIATA PINE



TROPICAL



CUSTOM

All finishes in combination with Radiata Pine for indoor and Iroko or Elondo wood for outdoor.

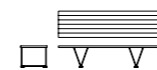
Related products

Recycling | Pag. 38

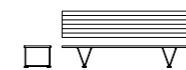


TECHNICAL INFO

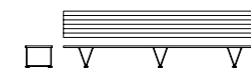
Product Structures



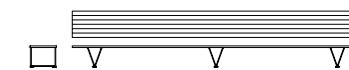
MAT 01
201 x 56,3 x 42,6 cm
NET: 33 kg | GROSS: 35 kg



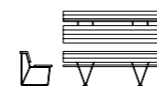
MAT 02
263,5 x 56,3 x 42,6 cm
NET: 40 kg | GROSS: 42 kg



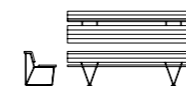
MAT 03
388,5 x 56,3 x 42,6 cm
NET: 57 kg | GROSS: 59 kg



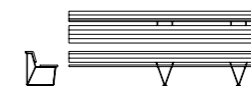
MAT 04
576 x 56,3 x 42,6 cm
NET: 72 kg | GROSS: 74 kg



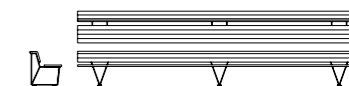
MAT 11
201 x 65,2 x 69,2 cm
NET: 50 kg | GROSS: 52 kg



MAT 12
263,5 x 65,2 x 69,9 cm
NET: 55 kg | GROSS: 57 kg



MAT 13
388,5 x 65,2 x 69,9 cm
NET: 74 kg | GROSS: 76 kg



MAT 14
567 x 65,2 x 69,9 cm
NET: 88 kg | GROSS: 90 kg

Finishes



ALUMINIUM



CUSTOM

Features

→ 5 year warranty

SPACES

Airports
Train Stations
Shopping Centres
University Campuses
Cultural Centres



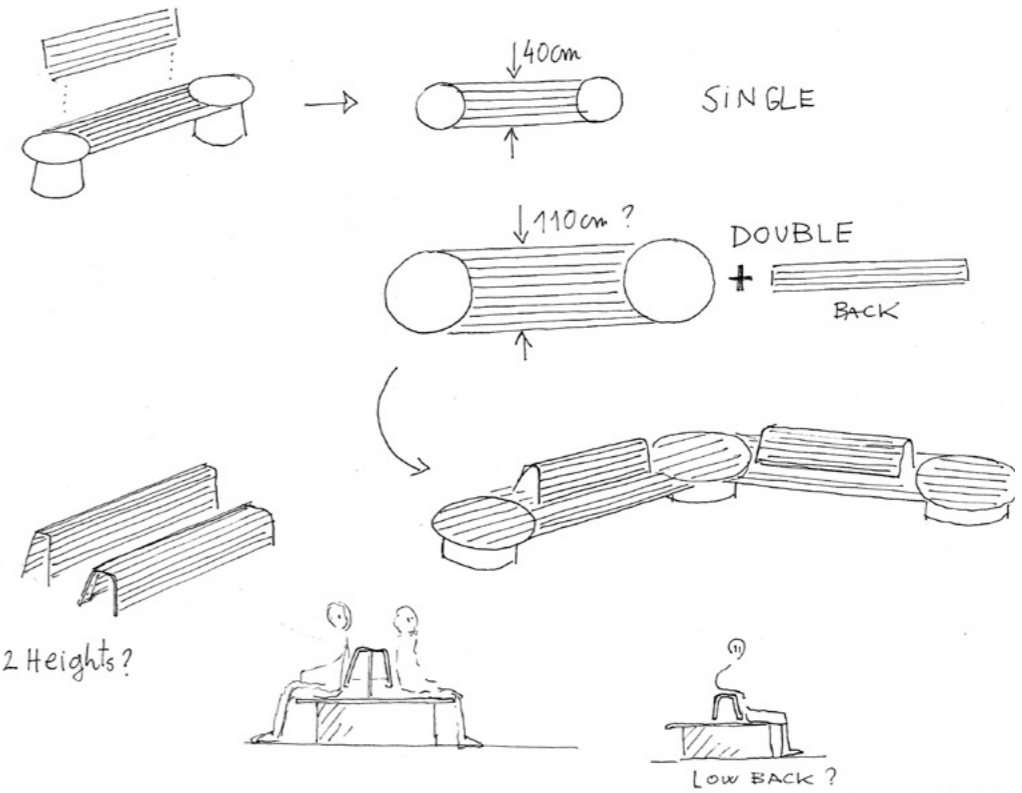
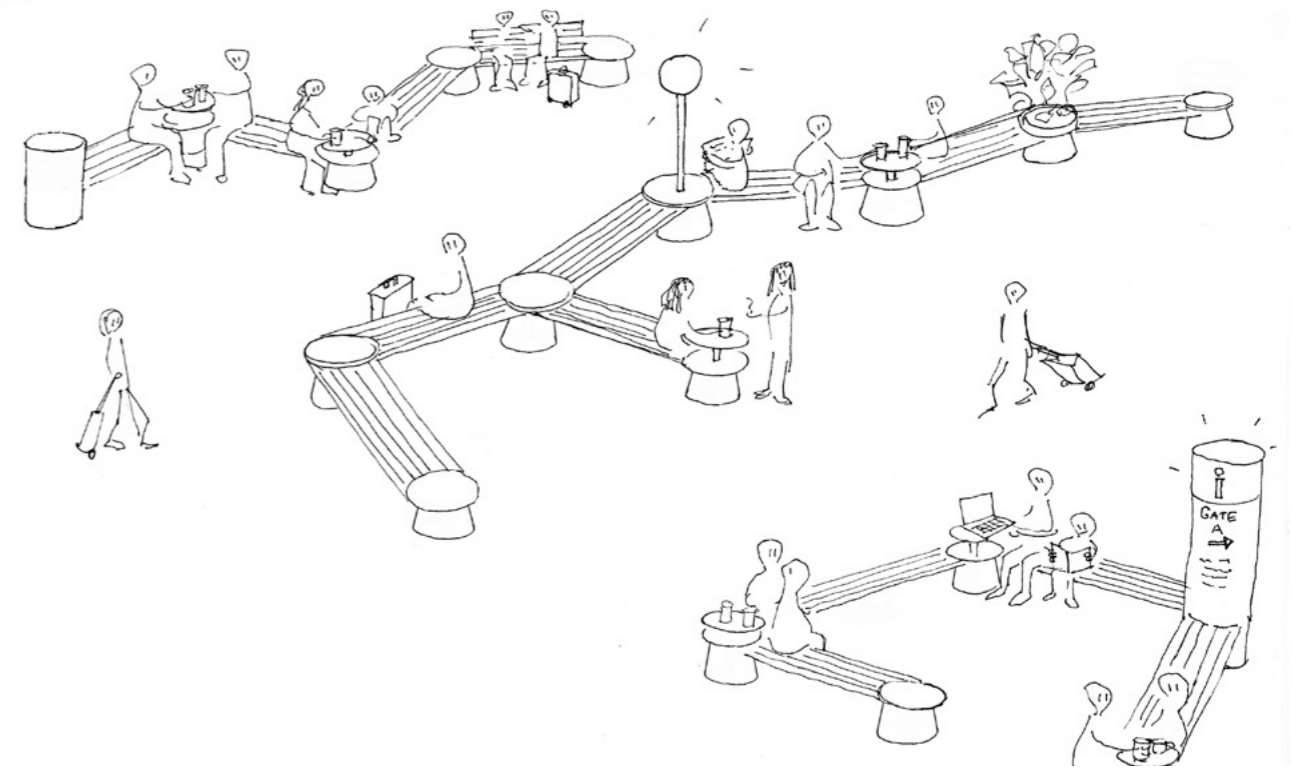
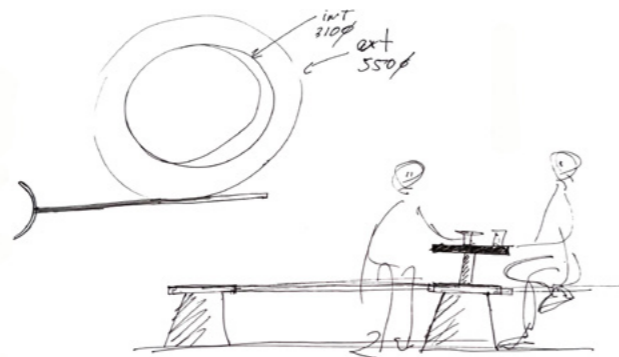
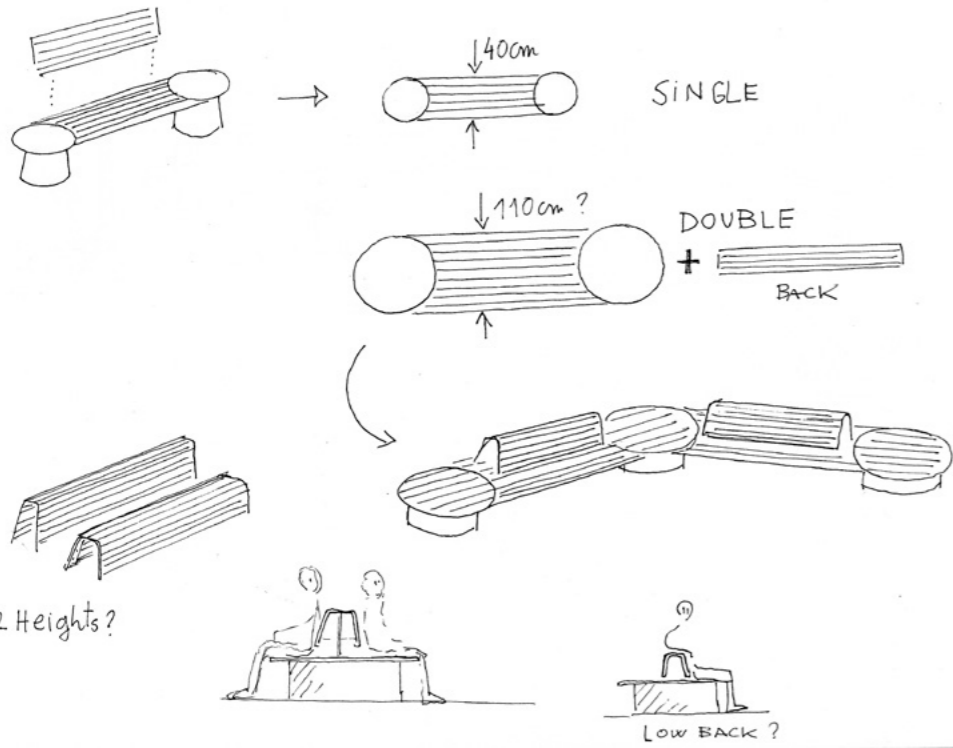

^{EN} A modular system of benches, robust and highly versatile, which adapts to the requirements of spaces with a large number of people. Designed and manufactured for both indoor and outdoor use, which is why the metal parts are treated and finished with a matte textured finish to withstand harsh use and weathering.

^{ES} Un sistema modular de bancadas, robusto y de gran versatilidad, que se adapta a las exigencias de los espacios de gran afluencia de público. Diseñado y fabricado para un uso tanto en interiores como en exteriores, por esta razón las partes metálicas tienen un tratamiento y un acabado texturizado mate a prueba del uso severo y de las inclemencias del tiempo.

^{FR} Norma G est un système modulaire de bancs, robuste et très polyvalent, qui s'adapte aux exigences des espaces accueillant un grand nombre de personnes. Conçu et fabriqué pour une utilisation intérieure et extérieure, c'est pourquoi les pièces métalliques sont traitées et finies avec une finition texturée mate pour résister à l'usage intensif et aux intempéries.

^{DE} Norma G ist ein modulares, robustes und vielseitiges Banksystem, das sich an die Anforderungen von Räumen mit einer großen Anzahl von Personen anpasst. Ist Sowohl für den Innen- als auch für den Außenbereich konzipiert und hergestellt, weshalb die Metallteile mit einer matten Strukturlackierung behandelt und veredelt werden, um einer rauen Nutzung und Witterung standzuhalten. Pflanzgefäße.





Norma L

EN Has an optional backrest equipped with armrests and charging stations for mobile devices. Small support tables can be incorporated along the bench while the circular elements can integrate accessories such as an LED light post, a signage system or a planter.

ES Dispone de un respaldo opcional equipado con apoyabrazos y estaciones de carga para dispositivos móviles. Unas pequeñas mesas de apoyo pueden incorporarse a lo largo de la bancada mientras que los elementos circulares pueden integrar accesorios como un poste de luz led, un sistema de señalización o una jardinera.

FR Norma G dispose en option d'un dossier équipé d'accoudoirs et de stations de recharge pour appareils mobiles. De petites tables d'appui peuvent être incorporées le long du banc tandis que les éléments circulaires peuvent intégrer des accessoires tels qu'un lampadaire LED, un système de signalisation ou une jardinière.

DE Norma G verfügt über eine optionale Rückenlehne, die mit Armlehnen und Ladestationen für mobile Geräte ausgestattet ist. Entlang der Bank können kleine Stütztische angebracht werden, während in die runden Elemente Zubehör wie eine LED-Lichtsäule, ein Beschilderungssystem oder ein Pflanzgefäß integriert werden kann, den Nutzern fördern.



Norma S

EN Norma P has armrests as well as other accessories such as an occasional table, an LED light post and a signage system that can be incorporated into the conical bases of the bench.

ES Dispone de apoyabrazos así como otros accesorios como una mesita ocasional, un poste de luz led y un sistema de señalización que pueden incorporarse a las bases cónicas del banco.

FR dispose d'accoudoirs ainsi que d'autres accessoires tels qu'une table d'appoint, un lampadaire à LED et un système de signalisation qui peut être incorporé dans les bases coniques du banc.

DE Norma P verfügt über Armlehnen sowie über weiteres Zubehör wie einen Beistelltisch, eine LED-Lichtleiste und ein Beschilderungssystem, das in die konischen Sockel der Bank integriert werden kann.





Eco-Design

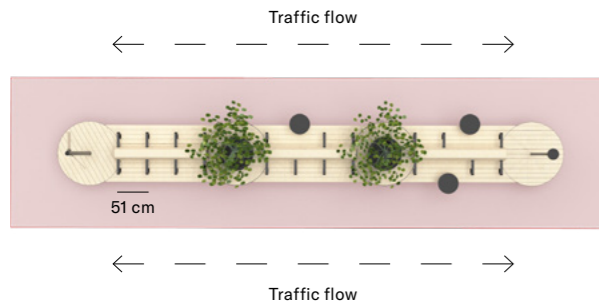
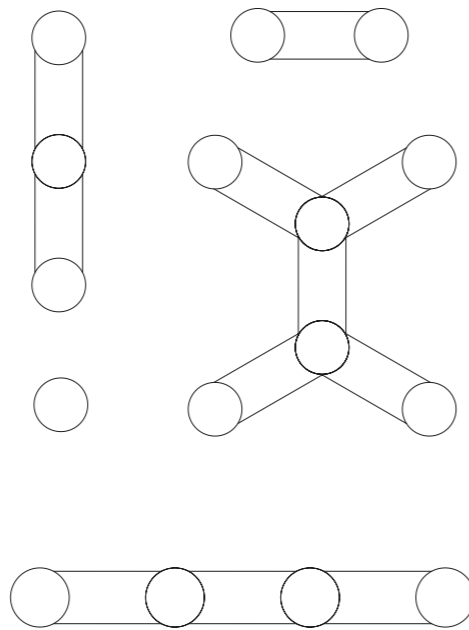
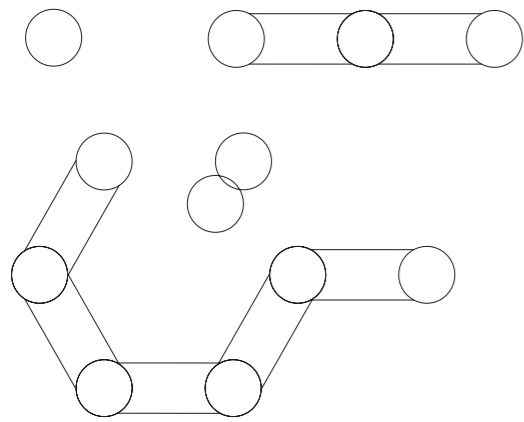
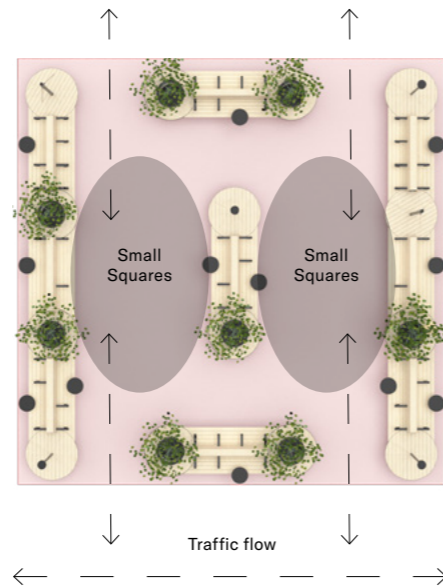
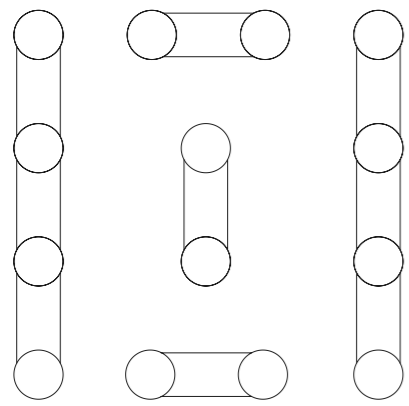
^{EN} Following eco-design criteria, all its components are removable, repairable and easily identifiable for possible disassembly and subsequent recycling management.

^{ES} Siguiendo criterios de ecodiseño, todos sus componentes son desmontables, reparables y fácilmente identificables para su posible despiece y posterior gestión de reciclaje.

^{FR} Suivant les critères de l'éco-conception, tous ses composants sont démontables, réparables et facilement identifiables pour un éventuel désassemblage et une gestion ultérieure du recyclage.

^{DE} Gemäß den Kriterien des Ökodesigns sind alle Komponenten abnehmbar, reparierbar und leicht identifizierbar, damit sie demontiert und anschließend recycelt werden können.



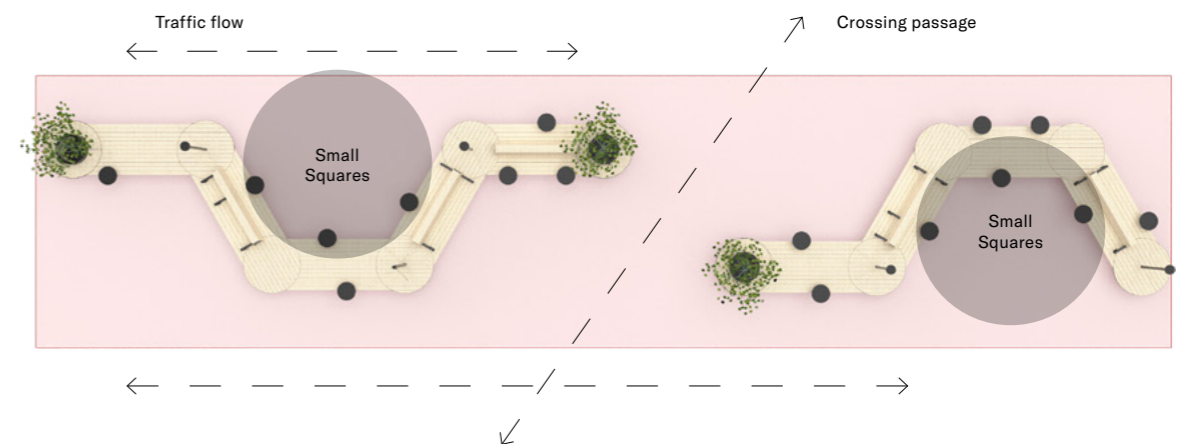
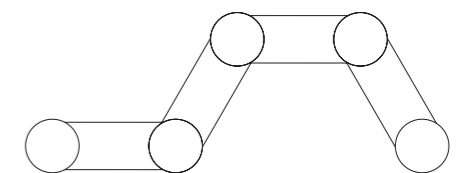
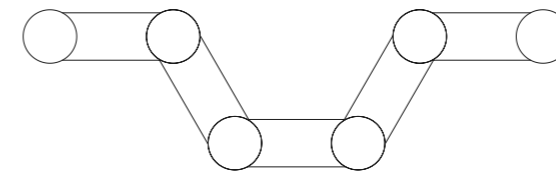

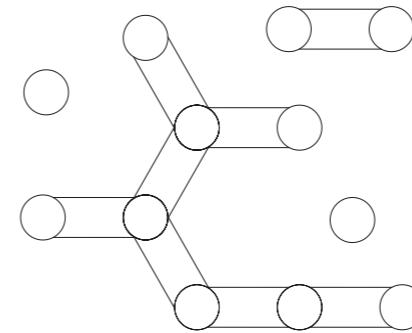


Infinite Configurations

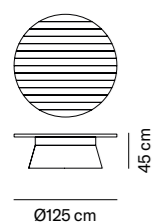
- EN The conical base acts as a link between benches to generate almost infinite configurations.
- ES La base cónica actúa de nexo de unión entre bancadas para generar configuraciones casi infinitas.
- FR La base conique, avec son siège circulaire, sert de lien entre les bancs pour générer des configurations presque infinies.
- DE Der konische Sockel Sitzfläche dient als Verbindung zwischen den Bänken und ermöglicht nahezu unendliche Konfigurationen.

Connection System

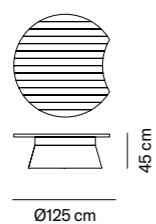
- EN The connection system can be rotated to different degrees, allowing linear arrangements or "organic aggregations" to generate more secluded areas that facilitate rest, informal meetings and enhance communication between users.
- ES El sistema de conexión admite giros a diferentes grados lo que permite disposiciones lineales o "agregaciones orgánicas" para generar zonas más recogidas que facilitan el descanso, el encuentro informal y potencian la comunicación entre los usuarios.
- FR Le système de connexion peut être tourné à différents degrés, permettant des arrangements linéaires ou des "agregaciones organiques" pour générer des zones plus isolées qui facilitent le repos, les réunions informelles et améliorent la communication entre les utilisateurs.
- DE Das Verbindungssystem kann in verschiedenen Graden gedreht werden, so dass lineare Anordnungen oder "organische Anhäufungen" möglich sind, um zurückgezogenere Bereiche zu schaffen, die das Ausruhen und informelle Treffen erleichtern und die Kommunikation zwischen den Nutzern fördern.



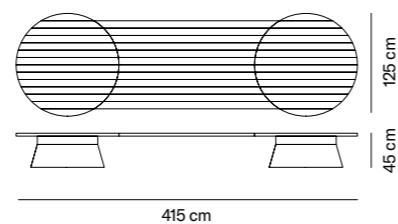
Norma L Structures



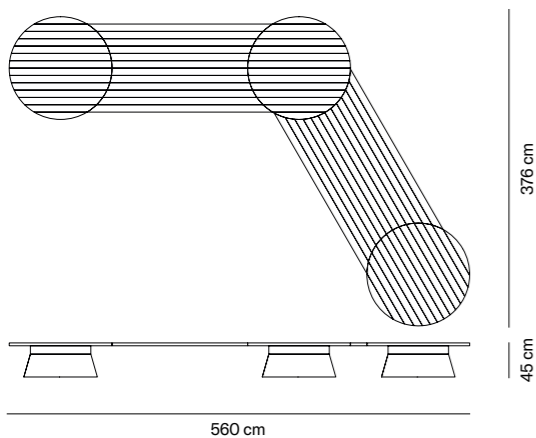
NOR 10
NET: <15 kg | GROSS: <16 kg



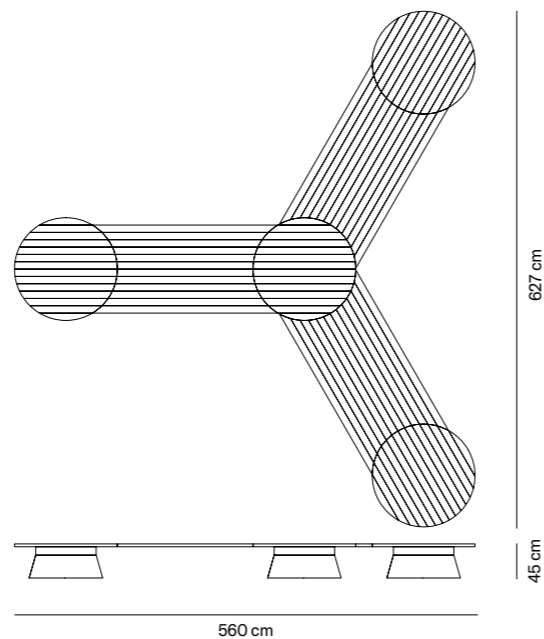
NOR 11
NET: <15 kg | GROSS: <16 kg



NOR 12
NET: <30 kg | GROSS: <32 kg

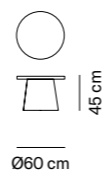


NOR 13
NET: <15 kg | GROSS: <16 kg

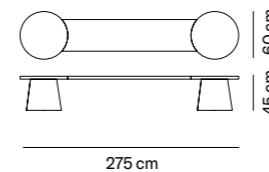


NOR 14
NET: <15 kg | GROSS: <16 kg

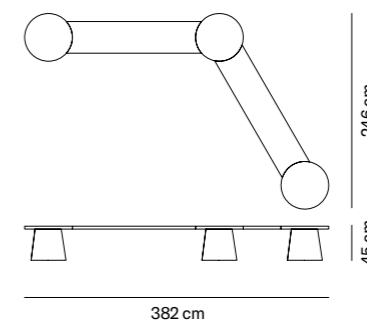
Norma S Structures



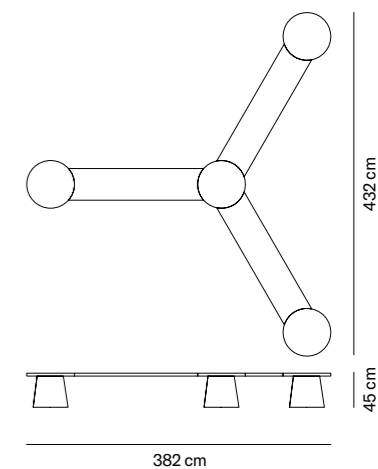
NOR 20
NET: <15 kg |
GROSS: <16 kg



NOR 22
NET: <15 kg |
GROSS: <16 kg



NOR 23
NET: <30 kg |
GROSS: <32 kg



NOR 24
NET: <30 kg |
GROSS: <32 kg

Finishes



RADIATA PINE
+ RAL 7016



OTHERS*
+ RAL 7016



CUSTOM

*All finishes in combination with Radiata Pine for indoor and Thermotreated Pine, Bamboo wood or Acooya Pine for outdoor.

Accessories


- NOR ## J** NOR ## + 1 Planter
- NOR ## S** NOR ## + 1 Sign
- NOR ## L** NOR ## + 1 Lamp post
- NOR MA** Auxiliary table
- NOR AB** armrest

Features

→ 5 year warranty


SPACES


Shopping Centres
Airports
Residential Areas



Ronda



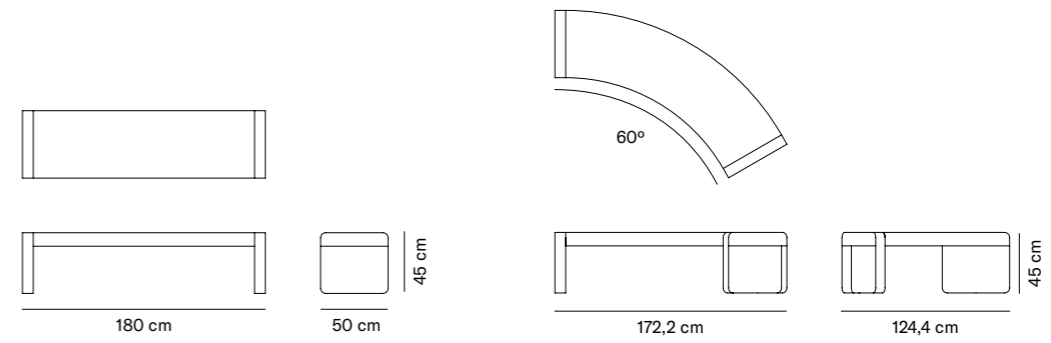






TECHNICAL INFO

Product Structures



RON 10
NET: 42,8 kg | GROSS: 44 kg

RON 11
NET: 34 kg | GROSS: 35 kg

Finishes

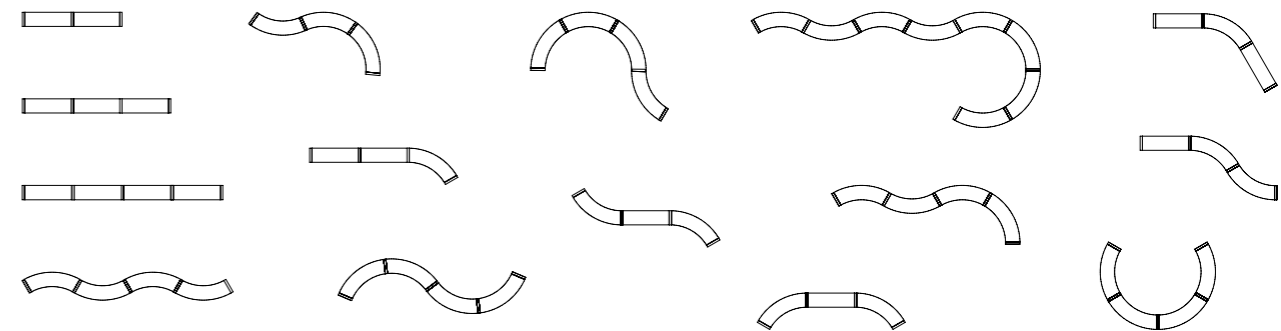


Features

→ 5 year warranty

All models in painted steel and UHPC concrete.

Configuration proposals



SPACES

Universities
Parks
Train Stations
Airports



^{EN} Collection of outdoor benches by the designers aldayjover made from Flanders pinewood and autoclave-treated to prevent deterioration. Laminated seats composed of rectangular slats joined together by means of stainless steel rods on two concrete feet. Rotational polyethylene backrest with high resistance to weathering, fixed to the seat. Available with additional lighting. Ideal for university campuses, outside railway stations, airports and shopping centres.

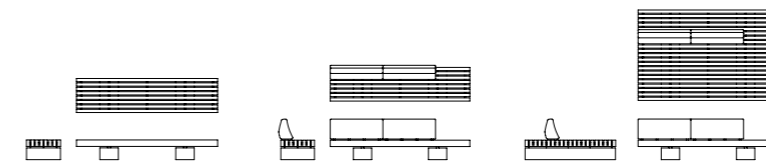
^{ES} Colección de bancos para exterior por los diseñadores aldayjover fabricadas con madera de pino de Flandes y tratada con autoclave para evitar su deterioro. Asientos laminados compuestos por listones rectangulares unidos mediante varillas de acero inoxidable sobre dos pies de hormigón. Respaldo de polietileno rotacional con gran resistencia a la intemperie, fijado al asiento. Disponible con iluminación adicional. Ideal para campos universitarios, exteriores de estaciones de tren, aeropuertos y centros comerciales.

^{FR} Collection de bancs d'extérieur des designers aldayjover fabriqués en pin des Flandres et traités en autoclave pour éviter la détérioration. Assises en stratifié composées de lattes rectangulaires reliées entre elles par des tiges en acier inoxydable sur deux pieds en béton. Dossier en polyéthylène rotatif à haute résistance aux intempéries, fixé à l'assise. Disponible avec un éclairage supplémentaire. Idéal pour les campus universitaires, les gares, les aéroports et les centres commerciaux.

^{DE} Kollektion von Bänken für den Außenbereich von den Designern aldayjover, die aus flämischem Kiefernholz hergestellt und im Autoklaven behandelt wurden, um den Verfall zu verhindern. Laminierte Sitzflächen, bestehend aus rechteckigen Latten, die mit Edelstahlstäben auf zwei Betonfüßen miteinander verbunden sind. Rückenlehne aus drehbarem Polyethylen mit hoher Witterungsbeständigkeit, fest mit der Sitzfläche verbunden. Erhältlich mit zusätzlicher Beleuchtung. Ideal für Universitätsgelände, Außenbereiche von Bahnhöfen, Flughäfen und Einkaufszentren.

TECHNICAL INFO

Product Structures



VEL 01
350 x 73,5 x 44 cm
NET: 484 kg | GROSS: 490 kg

VEL 02
350 x 73,5 x 89,7 cm
NET: 504 kg | GROSS: 510 kg

VEL 03
350 x 200 x 89,7 cm
NET: 890 kg | GROSS: 900 kg

Finishes



Accessories

VEL LL LED accessories

Features

→ 5 year warranty

Signage & Wayfinding

156

Custom-S&W

S&W-Custom

SPACES

Common areas of public spaces and interiors.



^{EN} Signage and visual communication, fully customised wayfinding products in different materials, different formats and finishes. The collection consists of die-cut signs in stainless steel or vinyl on metal, screen printing on different materials such as methacrylates, wood, sheet metal in different colours, among others.

^{ES} Señalética y comunicación visual, productos de wayfinding totalmente a medida en diferentes materiales, diferentes formatos y acabados. La colección se compone de rótulos troquelados en acero inoxidable o vinilado sobre metal, serigrafía sobre diferentes materiales como metacrilatos, madera, chapa metálica en diferentes colores, entre otros.

^{FR} Signalisation et communication visuelle, produits de signalisation entièrement personnalisés dans différents matériaux, formats et finitions. La collection se compose de panneaux découpés en acier inoxydable ou en vinyle sur métal, de sérigraphies sur différents matériaux tels que les méthacrylates, le bois, la tôle en différentes couleurs, entre autres.

^{DE} Beschilderung und visuelle Kommunikation, vollständig personalisierte Wegweiser aus verschiedenen Materialien, in unterschiedlichen Formaten und Ausführungen. Die Kollektion besteht aus gestanzten Schildern aus rostfreiem Stahl oder Vinyl auf Metall, Siebdruck auf verschiedenen Materialien wie Methacrylat, Holz, Blech in verschiedenen Farben und vielem mehr.

